

fall
catalogue 2021



simpl.

simpl. flat

new


1K

Simpl Flat volumes are classic low-profile wooden pyramids. They come in all sizes from 18 to 180 cm in length with all Simpl ingredients: superb quality, perfect grip, metal insert for fixing points and an eye-catching dual texture that allows to use these volumes in many different ways.



New set is a huge flat pyramid that is cut into three separate pieces. Each piece has a unique shape that can be used separately or together with the other two.

no. in set - 3
dimensions - 209x61 cm
t-nuts - 15
dual texture



simpl. classic

new 2H

Simpl Classic volumes are higher profile wooden pyramids with t-nuts on at least one side. A perfect combination for a versatile use when turning the volume around. Pick a side with t-nuts, plain texture or dual texture.



A classic piece cut in three parts. When put together, it is a huge classic pyramid and when used separately, it transforms into something completely different.

no. in set - 3
dimensions - 193x79 cm
t-nuts - 24
dual texture



simpl. trapez



new 3R

Simpl Trapez volumes a.k.a. the famous pinches are definitely one of our best sellers and a range with many options such as: different sizes, stacking one on top of the other, pieces cut in half to create cracks or small edges, asymmetric piece, etc. We can easily say they are more than just pinches.



The new piece 3R is the biggest super high profile shape that definitely sticks out. A nice addition to an already versatile range.

no. in set - 2
dimensions - 2x
193x63x50,5 cm
t-nuts - 0
dual texture



simpl. prisms

new

40

Simpl Prisms are mostly big pieces that just call for some skatemoves or run and jumps. When put up vertically they can turn into delicate and technical stemming or climbing around the corner. Possible to use separate pieces or sticking them together.



no. in set - 2
dimensions - 2x
32,5x28,5x14 cm
t-nuts - 3
dual texture

The new addition to this range is a smaller version of two halves that can be put on the bigger pieces to get something more positive or just something that sticks out.



simpl. incut

new


5J

Simpl Incuts with a classic triangular outline, but unconventional shape that has an incut side which gives plywood volumes a new dimension. These pieces are a lot more than just a base to fix climbing holds onto.



The new big piece is big, positive and Ideal for creating an eye-catching centerpiece climbing routes!

no. in set - 1
dimensions - 175x50 cm
t-nuts - 0
dual texture



5K

no. in set - 1
dimensions - 175x55 cm
t-nuts - 0
dual texture

Similar to 5J but even more positive!

simpl.

wannabe

new

6L

Simpl Wannabe volumes are one of a kind. Small wooden pieces with a little shiny, slippery part to make your Simpl problems not that simple. A perfect addition and fit to other Simpl shapes when you just need something a little extra to hold on.



no. in set - 3
dimensions - 3x
57,5x14,5x4,5 cm
t-nuts - 0
dual texture

The new additions are the biggest Wannabe pieces so far made from 40 mm thick plywood. Same shape playing with dual texture position makes it fun and versatile.



6M Wannabe is the longer version of 6L, made from 40 mm thick plywood. The two pieces have an opposite dual texture part for more options.


6M

no. in set - 2
dimensions - 2x
112,5x14,5x4,5 cm
t-nuts - 0
dual texture

simpl. squares

new 7S

Simpl Squares have one thing in common - a square shaped base. After that, there is lots of different kinds of shapes and sizes. From small flat pyramids to high profile shapes that stick out. Always playing with dual texture in a way that creates some surprises for a climber.



The new square piece is a big square cut in half for you to use it together or separately with lots of space to put something on top.

no. in set - 2
dimensions - 2x
115x115x45 cm
t-nuts - 26
dual texture



simpl. wheels

new 8L

Simpl Wheels are a wide range of something more rounded and unexpected when it comes to plywood volumes. Wheels are perfect for steep dynamic and powerful climbs or for something fun and different.



no. in set - 1
dimensions - 60x20x12 cm
t-nuts - 0
dual texture

The new 8L pinch is a wider addition to the existing pinches. For strong pinch grip only.



simpl. ducks

new 90

Simpl Ducks are another classic with lots of variety within the range and one common point - the flat top part that fits together with other Ducks pieces.



no. in set - 4
dimensions - 4x 74x29x19 cm
t-nuts - 0
dual texture

90 is the only Duck piece that does not have a flat right-angled side, but instead a pleasant surprise - a positive one. It is a bit hidden and hard to tell for climbers which one is it.



simpl. huge-ies

new 10F

The name says it all! The Simpl Huge-ies range is all about changing the profile of the wall and creating something outstanding.



Big arete that can be put together to change the angle of your wall.

no. in set - 3
dimensions - 158x297x40 cm
t-nuts - 24
dual texture



10G

no. in set - 3
dimensions - 158x297x40 cm
t-nuts - 24
dual texture

10G is a mirrored version of 10F, possible to put all six pieces together.

simpl. bows

new 11A

Simpl Bows are already known shapes that could be found among prisms range in the past. Since they are unique and different enough, we moved them to a new range and added some extra pieces. Still slopy and hard to stand on, not to mention holding on to. For hard and delicate climbs.



Small, flat and super nice addition to the range. Fits to bigger bows and gives them more possibilities.

no. in set - 4
dimensions - 32x16x6 cm
t-nuts - 0
dual texture



11E

no. in set - 1
dimensions - 120x60x19 cm
t-nuts- 0
dual texture

Big Bow that pops-up on the wall even more than the rest.

simpl. bows

new 11F

New bow that is not only resized, but also asymmetric on one side that gives the whole range a little twist.



no. in set - 1
dimensions - 109x64x20 cm
t-nuts - 0
dual texture



A smaller version of 11F that is also asymmetric but shortened on the other side. As all bows it is a low profile volume perfect for delicate and hard climbs.



11G

no. in set - 1
dimensions - 67x20x12 cm
t-nuts- 0
dual texture


simpl. colors

new


colors

Color of your choice for the texture part of the Simpl volumes. The shiny part always remains signature Simpl white to visually link Simpl volumes together and at the same time ensure they catch your eye on the wall.


You can choose amongst 12 standard colors.




BLACK
RAL9005



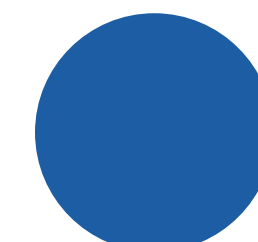
WHITE



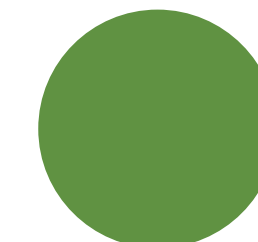
RED
RAL3000



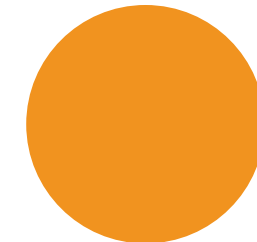
YELLOW
RAL1018




BLUE
RAL5015




GREEN
RAL6018




ORANGE
RAL1033




PINK
RAL4003




GREY
RAL7001



PURPLE
S4050-R60B/M



MINT
RAL6027



DEEP ROSE
RAL4008



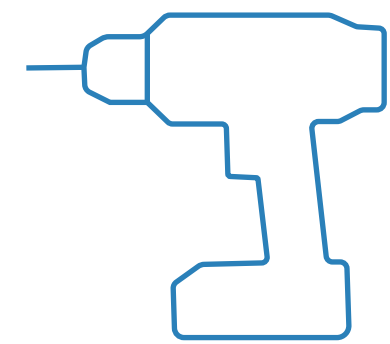
mint
RAL 6027



deep rose
RAL 4008

simpl. instructions

HOW TO FIX, CLEAN AND TAKE CARE OF YOUR VOLUMES



FIX


Volumes should only be fixed by certified route setters.

If a volume has any defect, do not fix it on the wall.

Fix volumes to a completely flat surface.

Use min. 4,5 mm screws and make sure there are enough fixing points so it is impossible to pull out a volume in any given situation.

Do not over-tighten when fixing the volumes.



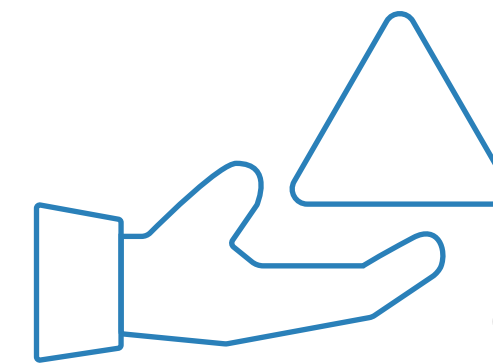
CLEAN

We recommend cleaning your volumes with high-pressure washer machine. Water temperature should not be higher than 40 C. Make sure you are washing from minimum distance of 35 cm, otherwise you can potentially damage the products and affect the color.

Volumes should not be washed with detergents or other aggressive acid-based products. For effective cleaning, we advise you to use a specific washing liquid or jet wash.

Volumes should not be soaked in water. After a fast cleaning it is important to put them in a dry place immediately.

Only use a soft brush when cleaning volumes on the wall. Other brushes may damage the surface volumes.



CARE

Note that longer exposure to sun and therefore UV may change the shade of color of the volumes.

Volumes need to be handled with care. Any falling, dropping, throwing or storing volumes where rubbing against one another is possible may result in visible scratches or other damage on volumes.

If sharp edges appear due to mishandling volumes, they should be removed using sand paper or other abrasive material.

Store them in dry place.

Thank you

for your interest in Simpl volumes and browsing through our catalogue.

Don't forget to #makeitsimpl & #climbsimpl!

follow us



visit us

www.simplvolumes.com

contact us

info@simplvolumes.com

All rights reserved
360Line d.o.o.
August 2021